

NOTE: These housings are primarily designed for printed circuit boards. Please use housing option FH, if the module is intended for classical assembly / classical wiring.

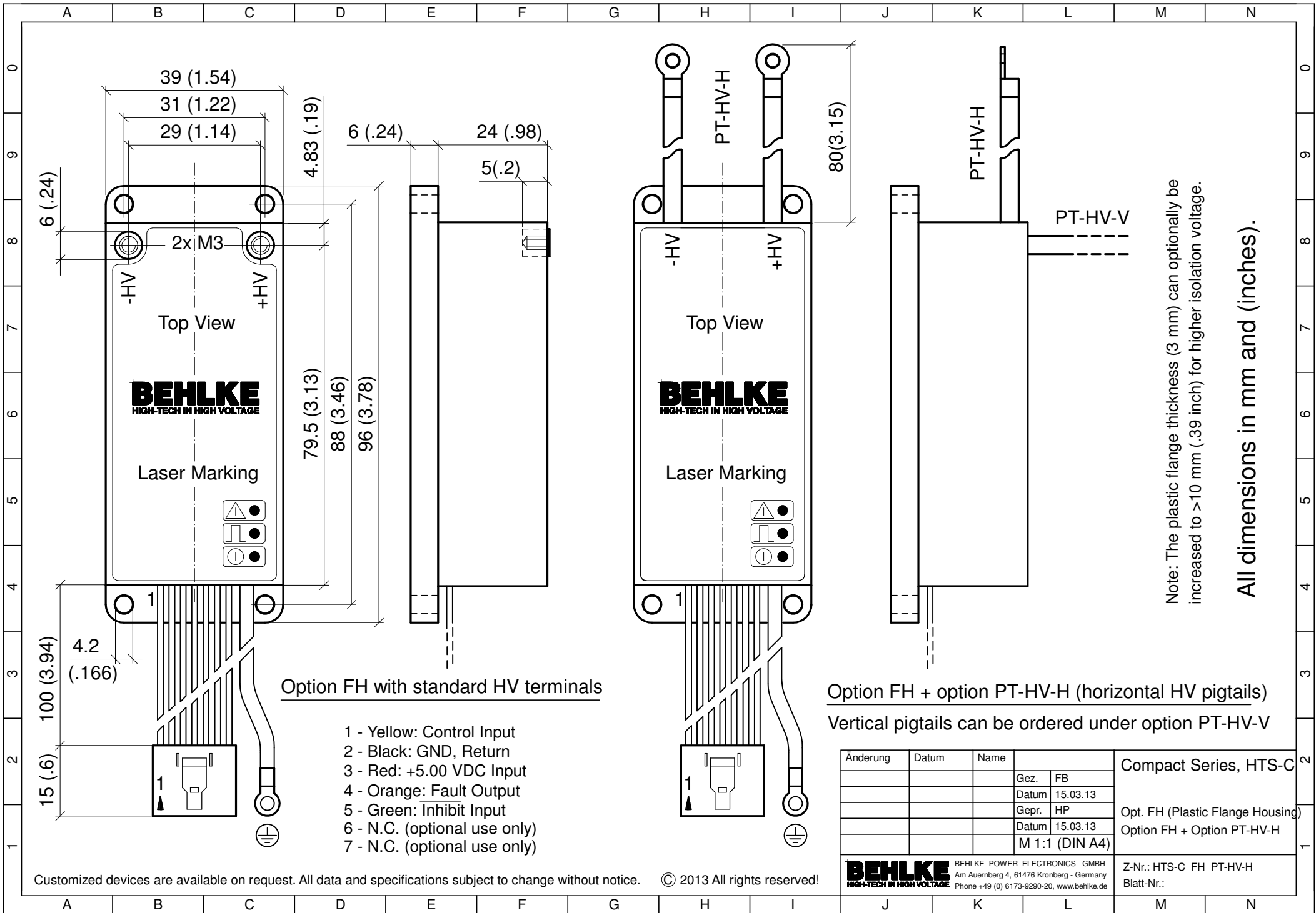
All dimensions in mm and (inches). Recommended drill diameter for M3 attachment screws: >3.6 (0.14).
 Option PIN-C: Do not solder pins directly! Please use the included AMP sockets for printed circuit boards.

Änderung	Datum	Name	Gez.	FB	Compact Series, Single Switch HTS 31-12-B-C / HTS 31-26-B-C HTS 71-06-B-C / HTS 71-12-B-C HTS 21-14-C / HTS 31-06-C HTS 61-03-C / HTS 71-02-C HTS 91-02-C / HTS 121-01-C HTS 181-01-C

Customized devices are available on request. All data and specifications subject to change without notice. © 2013 All rights reserved!

BEHLKE HIGH-TECH IN HIGH VOLTAGE
 BEHLKE POWER ELECTRONICS GMBH
 Am Auernberg 4, 61476 Kronberg - Germany
 Phone +49 (0) 6173-9290-20, www.behlke.de

Z-Nr.: 181-01-C
 Blatt-Nr.:



BEHLKE
HIGH-TECH IN HIGH VOLTAGE

Laser Marking

BEHLKE
HIGH-TECH IN HIGH VOLTAGE

Laser Marking

Note: The plastic flange thickness (3 mm) can optionally be increased to >10 mm (.39 inch) for higher isolation voltage.

All dimensions in mm and (inches).

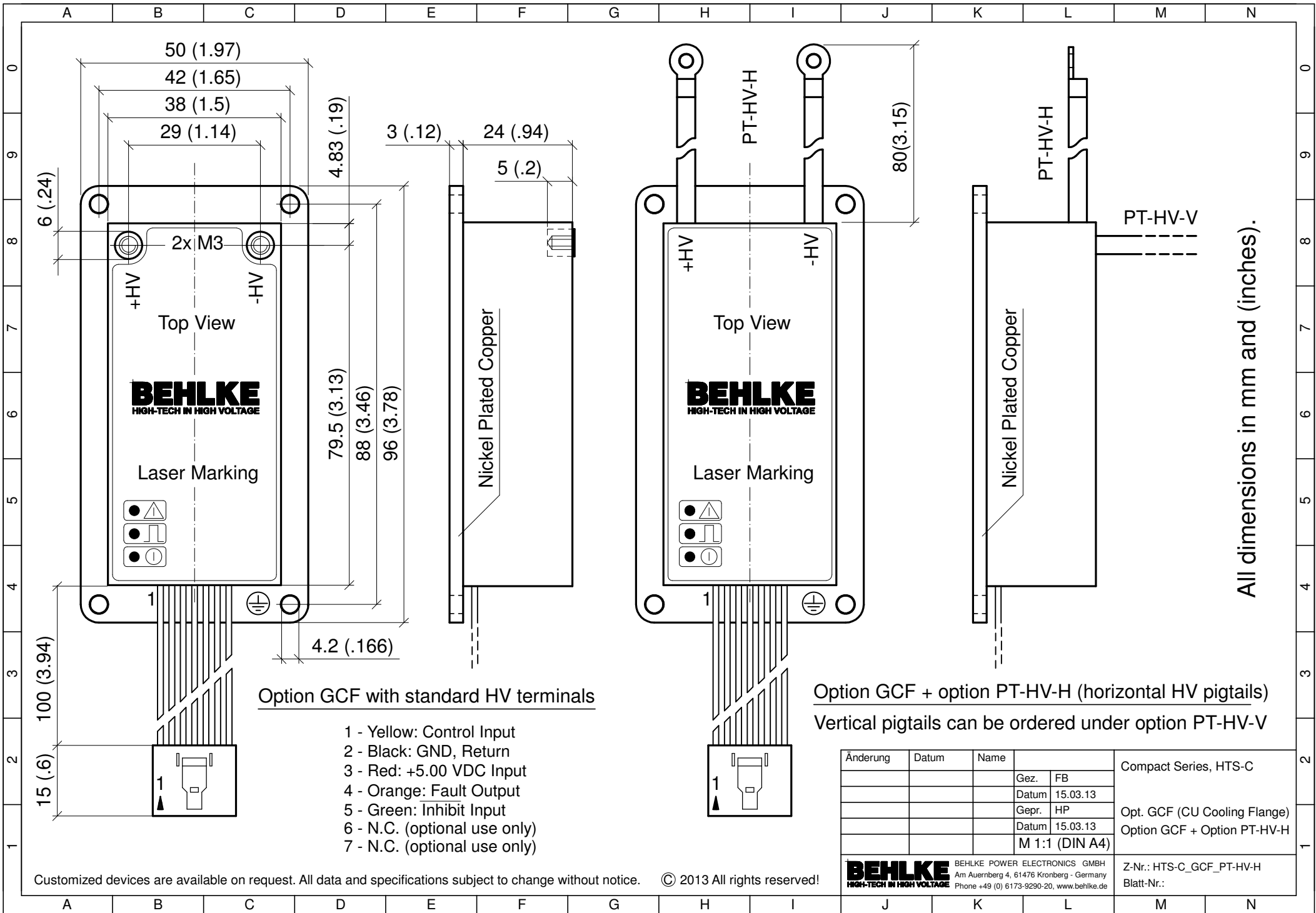
Option FH with standard HV terminals

- 1 - Yellow: Control Input
- 2 - Black: GND, Return
- 3 - Red: +5.00 VDC Input
- 4 - Orange: Fault Output
- 5 - Green: Inhibit Input
- 6 - N.C. (optional use only)
- 7 - N.C. (optional use only)

Option FH + option PT-HV-H (horizontal HV pigtails)

Vertical pigtails can be ordered under option PT-HV-V

Änderung	Datum	Name			Compact Series, HTS-C
			Gez.	FB	
			Datum	15.03.13	
			Gepr.	HP	
			Datum	15.03.13	
			M 1:1 (DIN A4)		Opt. FH (Plastic Flange Housing)
					Option FH + Option PT-HV-H
<p>BEHLKE BEHLKE POWER ELECTRONICS GMBH <small>Am Auernberg 4, 61476 Kronberg - Germany Phone +49 (0) 6173-9290-20, www.behlke.de</small></p>					Z-Nr.: HTS-C_FH_PT-HV-H Blatt-Nr.:



Option GCF with standard HV terminals

- 1 - Yellow: Control Input
- 2 - Black: GND, Return
- 3 - Red: +5.00 VDC Input
- 4 - Orange: Fault Output
- 5 - Green: Inhibit Input
- 6 - N.C. (optional use only)
- 7 - N.C. (optional use only)

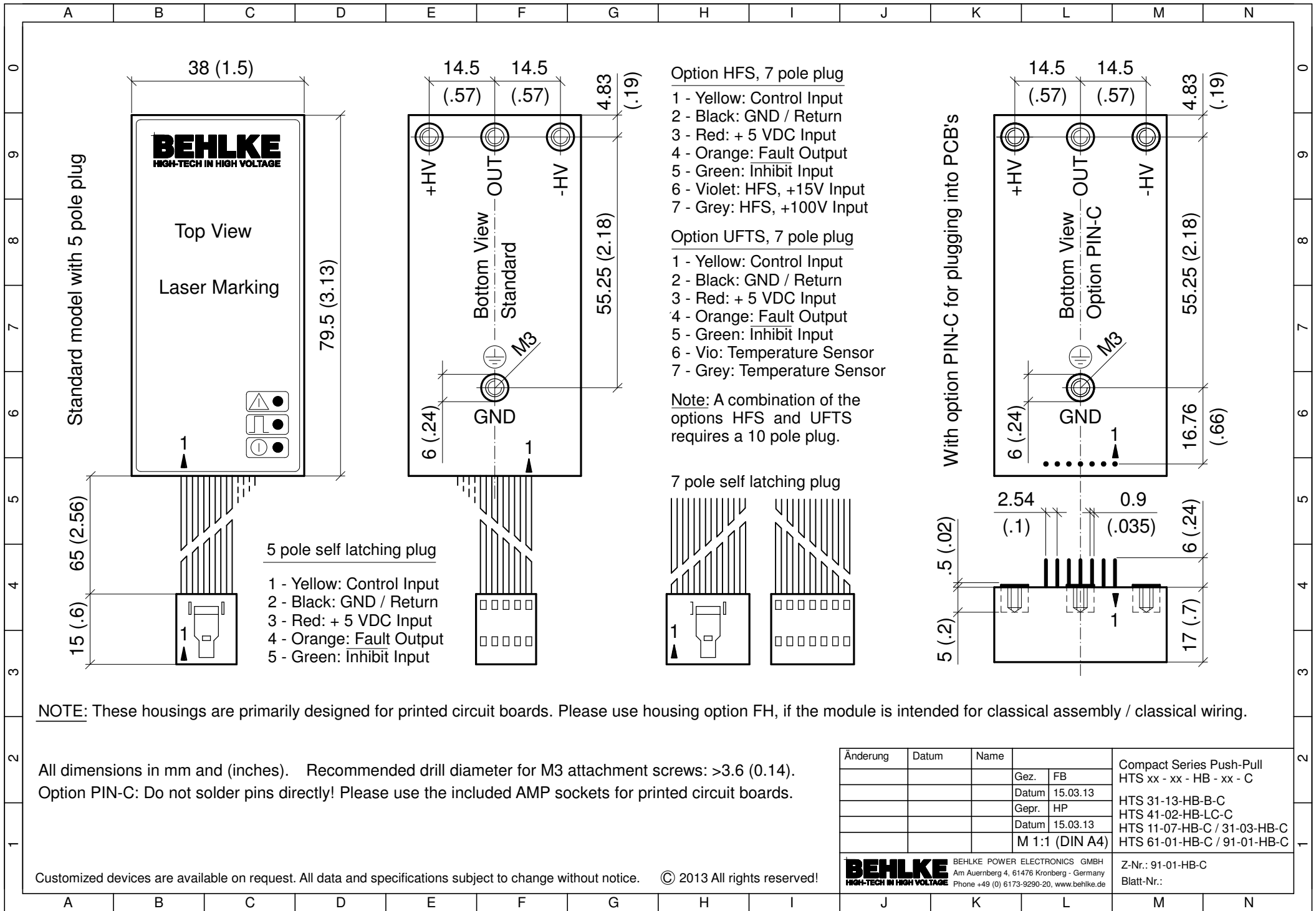
Option GCF + option PT-HV-H (horizontal HV pigtails)

Vertical pigtails can be ordered under option PT-HV-V

Änderung	Datum	Name			Compact Series, HTS-C
			Gez.	FB	
			Datum	15.03.13	
			Gepr.	HP	
			Datum	15.03.13	
			M 1:1 (DIN A4)		Opt. GCF (CU Cooling Flange)
					Option GCF + Option PT-HV-H
BEHLKE BEHLKE POWER ELECTRONICS GMBH <small>HIGH-TECH IN HIGH VOLTAGE</small> Am Auenberg 4, 61476 Kronberg - Germany Phone +49 (0) 6173-9290-20, www.behlke.de					Z-Nr.: HTS-C_GCF_PT-HV-H Blatt-Nr.:

Customized devices are available on request. All data and specifications subject to change without notice. © 2013 All rights reserved!

All dimensions in mm and (inches).



NOTE: These housings are primarily designed for printed circuit boards. Please use housing option FH, if the module is intended for classical assembly / classical wiring.

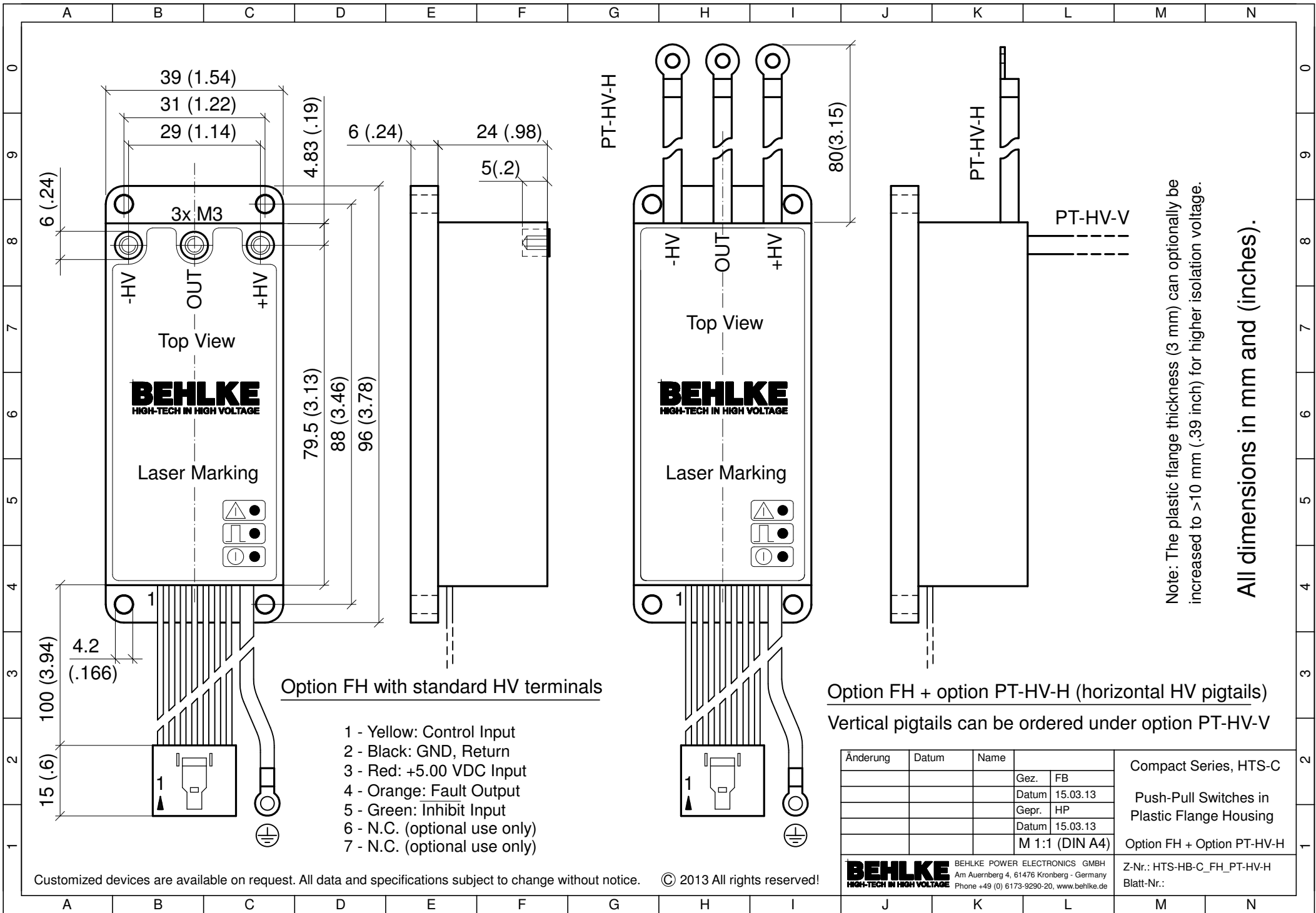
All dimensions in mm and (inches). Recommended drill diameter for M3 attachment screws: >3.6 (0.14).
 Option PIN-C: Do not solder pins directly! Please use the included AMP sockets for printed circuit boards.

Änderung	Datum	Name	Gez.	FB	Compact Series Push-Pull HTS xx - xx - HB - xx - C HTS 31-13-HB-B-C HTS 41-02-HB-LC-C HTS 11-07-HB-C / 31-03-HB-C HTS 61-01-HB-C / 91-01-HB-C
				15.03.13	
				HP	
				15.03.13	
				M 1:1 (DIN A4)	

BEHLKE HIGH-TECH IN HIGH VOLTAGE
 BEHLKE POWER ELECTRONICS GMBH
 Am Auernberg 4, 61476 Kronberg - Germany
 Phone +49 (0) 6173-9290-20, www.behlke.de

Z-Nr.: 91-01-HB-C
 Blatt-Nr.:

Customized devices are available on request. All data and specifications subject to change without notice. © 2013 All rights reserved!



Note: The plastic flange thickness (3 mm) can optionally be increased to >10 mm (.39 inch) for higher isolation voltage.

All dimensions in mm and (inches).

Customized devices are available on request. All data and specifications subject to change without notice. © 2013 All rights reserved!

Änderung	Datum	Name		
			Gez.	FB
			Datum	15.03.13
			Gepr.	HP
			Datum	15.03.13
			M 1:1 (DIN A4)	

Compact Series, HTS-C				
Push-Pull Switches in Plastic Flange Housing				
Option FH + Option PT-HV-H				
BEHLKE HIGH-TECH IN HIGH VOLTAGE			BEHLKE POWER ELECTRONICS GMBH Am Auernberg 4, 61476 Kronberg - Germany Phone +49 (0) 6173-9290-20, www.behlke.de	
Z-Nr.: HTS-HB-C_FH_PT-HV-H			Blatt-Nr.:	

