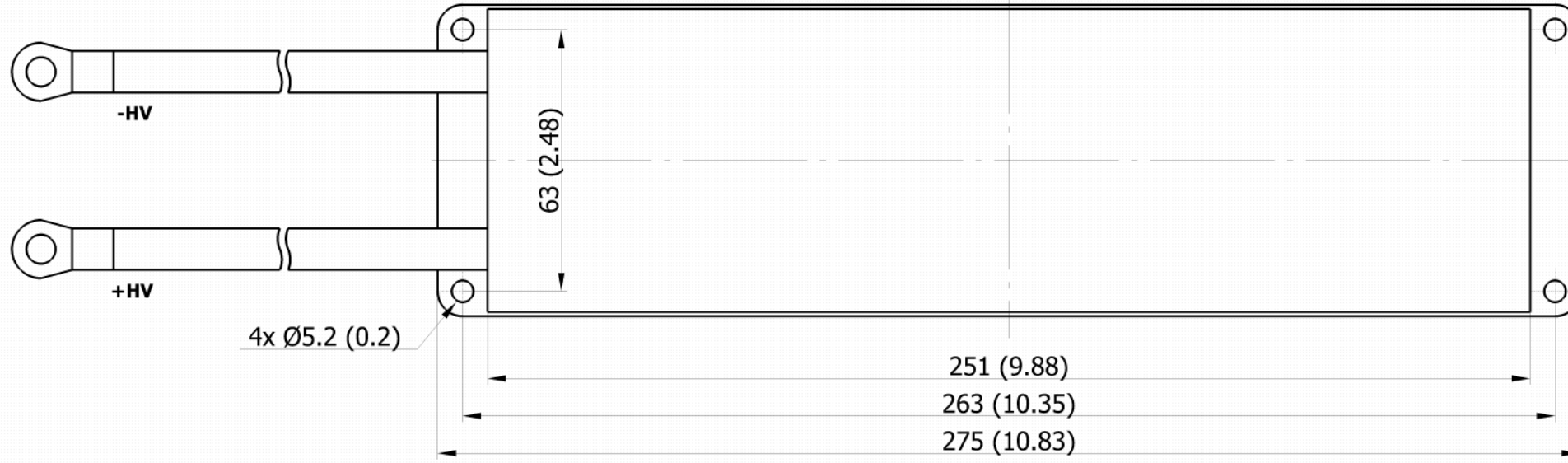
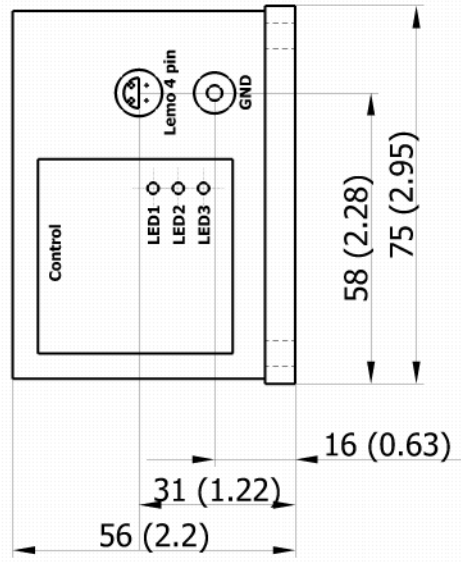



A B C D E F G H I J K L M N

0  
9  
8  
7  
6  
5  
4  
3  
2  
1

0  
9  
8  
7  
6  
5  
4  
3  
2  
1



**Lemo, 4 pin (Control)**  
**1. Control Input (3-10V)**  
**2. Inhibit Input (3-10V)**  
**3. Fault Signal Out / TTL**  
**4. +5.00 VDC / 500 mA**  
**Shielding: GND**

**LED1 Red, Fault Condition**  
**LED2 Yellow, Triggered**  
**LED3 Green, Ready / Power**

**Drawing (projection) according to DIN standards.**  
**All dimensions in mm and (inches).**  
**All data and dimensions subject to change without notice.**

Änderung	Datum	Name		
			Gez.	ML
			Datum	18.09.2015
			Gepr.	ML
			Datum	18.09.2015
			M 1:1.5 (DIN A3)	

**301-10-LC2**  
**301-20-LC2**

**BEHLKE**  
 HIGH-TECH IN HIGH VOLTAGE  
 BEHLKE POWER ELECTRONICS GMBH  
 Am Auernberg 4, 61476 Kronberg - Germany  
 Phone +49 (0) 6173-9290-20, www.behlke.com

Z-Nr.:  
 Blatt-Nr.:

A B C D E F G H I J K L M N